



MOTORI

MOTORS

.3

|                   |    |
|-------------------|----|
| MOVIE STAR        | 68 |
| SILENT            | 70 |
| MOAM              | 72 |
| MOAM PLUS         | 74 |
| MOAM PLUS BATTERY | 76 |
| MINI MOTO         | 78 |
| SPRING GARDEN     | 80 |
| SPRING GARDEN ONE | 82 |
| PAMO XL           | 84 |
| PAMO              | 86 |
| EURO              | 88 |
| MEGA BOX          | 90 |
| MOVIE             | 92 |
| FUSION            | 96 |

# MOTORI

## FUSION



### MOTORI PER SISTEMI A RULLO E VENEZIANE MOTORS FOR ROLLER AND VENETIAN SYSTEMS

|                                       |              |              |              |              |              |              |
|---------------------------------------|--------------|--------------|--------------|--------------|--------------|--------------|
| MOTORE . MOTOR                        | MA 035.6/28  | MA 035.8/19  | MA 035.10/14 | MA 135.6/28  | MA 135.8/19  | MA 135.10/14 |
| Coppia nominale . Rated torque        | 6 Nm         | 8 Nm         | 10 Nm        | 6 Nm         | 8 Nm         | 10 Nm        |
| Giri al minuto . Rated speed          | 28 rpm       | 19 rpm       | 14 rpm       | 28 rpm       | 19 rpm       | 14 rpm       |
| Corrente assorbita .<br>Rated current | 0,485 A      | 0,485 A      | 0,485 A      | 0,485 A      | 0,485 A      | 0,485 A      |
| Tensione . Rated voltage              | 230 V        | 230 V        | 230 V        | 230 V        | 230 V        | 230 V        |
| Misure . Size                         | ø36,3x509 mm | ø36,3x509 mm | ø36,3x509 mm | ø35,4x597 mm | ø35,4x597 mm | ø35,4x597 mm |

|                                    |            |            |              |
|------------------------------------|------------|------------|--------------|
| MOTORE . MOTOR                     | BM 028.00D | BM 028.001 | BM 028.00T   |
| Coppia nominale . Rated torque     | 0,8 Nm     | 1 Nm       | 1 Nm         |
| Giri al minuto . Rated speed       | 30 rpm     | 30 rpm     | 30 rpm       |
| Corrente assorbita . Rated current | 900 mA     | 360 mA     | 450 mA       |
| Tensione . Rated voltage           | 7,4 V      | 240 V      | 24 V         |
| Misure . Size                      | ø25x449 mm | ø25x454 mm | ø25x290,5 mm |


|                                    |              |                |                |                |
|------------------------------------|--------------|----------------|----------------|----------------|
| MOTORE . MOTOR                     | MA 024.00S   | MA 024.0S/E    | MA 024.00D     | MA 024.0D/E    |
| Coppia nominale . Rated torque     | 0,6 Nm       | 0,6 Nm         | 0,8 Nm         | 0,8 Nm         |
| Giri al minuto . Rated speed       | 34 rpm       | 34 rpm         | 34 rpm         | 34 rpm         |
| Corrente assorbita . Rated current | 400 mA       | 400 mA         | 630 mA         | 650 mA         |
| Tensione . Rated voltage           | 24 V         | 24 V           | 24 V           | 24 V           |
| Misure . Size                      | ø24,8x130 mm | ø24,8x158,6 mm | ø24,8x201,4 mm | ø24,8x201,4 mm |

CODICE  
CODE DESCRIZIONE  
DESCRIPTION IMBALLO  
PACKING


CODICE  
CODE DESCRIZIONE  
DESCRIPTION IMBALLO  
PACKING

MA 035.6/28 Motore tubolare Ø 35 mm, 230V, c/RTS integrato finecorsa elettronici, 6 Nm  
Tubular motor Ø 35 mm, 230V, built-in receiver, electronic limit, 6 Nm pz/pc 10

MA 135.6/28 Motore tubolare Ø 35 mm, 230V, finecorsa meccanici, collegabile in parallelo, 6 Nm  
Tubular motor Ø 35 mm, 230V, mechanic limit, parallel connection, 6 Nm pz/pc 10



MA 035.8/19 Motore tubolare Ø 35 mm, 230V, c/RTS integrato finecorsa elettronici, 8 Nm  
Tubular motor Ø 35 mm, 230V, built-in receiver, electronic limit, 8 Nm pz/pc 10



MA 135.8/19 Motore tubolare Ø 35 mm, 230V, finecorsa meccanici, collegabile in parallelo, 8 Nm  
Tubular motor Ø 35 mm, 230V, mechanic limit, parallel connection, 8 Nm pz/pc 10


MA 035.10/14 Motore tubolare Ø 35 mm, 230V, c/RTS integrato finecorsa elettronici, 10 Nm  
Tubular motor Ø 35 mm, 230V, built-in receiver, electronic limit, 10 Nm pz/pc 10

MA 135.10/14 Motore tubolare Ø 35 mm, 230V, finecorsa meccanici, collegabile in parallelo, 10 Nm  
Tubular motor Ø 35 mm, 230V, mechanic limit, parallel connection, 10 Nm pz/pc 10



RA 005.005 Coppia supporti per motore tubolare Ø 35 mm, bianco  
Pair of brackets for tubular motor Ø 35 mm, white cp/pair 10

TB 043.000 Tubo Ø 43 mm  
Tube Ø 43 mm m/m 60













TB 028.000 Tubo Ø 28 mm  
Tube Ø 28 mm m/m 30



RA 006.005 Calotta  
Idler pz/pc 10

TB 038.000 Tubo Ø 38 mm  
Tube Ø 38 mm m/m 30

| CODICE<br>CODE   | DESCRIZIONE<br>DESCRIPTION  | IMBALLO<br>PACKING |   | CODICE<br>CODE | DESCRIZIONE<br>DESCRIPTION   | IMBALLO<br>PACKING |
|--|---|--------------------|---|----------------|--|--------------------|
| BM 028.00D   | Motore a batteria<br>Battery motor  | pz/pc 10           |    | AA 025.005     | Set adattatori + calotta per tubo Ø 28 mm<br>Set of adapters + idler for tube Ø 28 mm      | set/set 10         |
|  BM 028.001   | Motore 240 V c/ RTS integrato<br>240V motor with built-in receiver                                  | pz/pc 10           |    | AA 038.005     | Set adattatori + calotta per tubo Ø 38 mm<br>Set of adapters + idler for tube Ø 38 mm      | set/set 10         |
| BM 028.00T   | Motore 24 V<br>24 V motor   | pz/pc 10           |    | AA 835.005     | Set adattatori + calotta per tubo ottagonale<br>Set of adapters + idler for octagonal tube | set/set 10         |
|  CT 028.005   | Perno a calotta<br>Plug opposite side end plug  | pz/pc 50           |    | AA 035.005     | Set adattatori + calotta per tubo Ø 43 mm<br>Set of adapters + idler for tube Ø 43 mm      | set/set 10         |
|  TA 024.005  | Trasformatore<br>Adapter  | pz/pc 10           |   | TC 095.001     | Telecomando 1 canale<br>1 channel transmitter  | pz/pc 1            |
|  CB 028.00D | Caricabatteria<br>Charger   | pz/pc 10           |   | TC 095.006     | Telecomando 6 canali<br>6 channels transmitter   | pz/pc 1            |
|  RA 025.005 | Coppia supporti per rullo Ø 28/38 mm,<br>bianco<br>Pair of brackets for roller Ø 28/38 mm,<br>white | cp/pair 10         |  | TC 095.016     | Telecomando 16 canali<br>16 channels transmitter   | pz/pc 1            |

| CODICE<br>CODE | DESCRIZIONE<br>DESCRIPTION | IMBALLO<br>PACKING |
|----------------|----------------------------|--------------------|
|----------------|----------------------------|--------------------|


| CODICE<br>CODE | DESCRIZIONE<br>DESCRIPTION | IMBALLO<br>PACKING |
|----------------|----------------------------|--------------------|
|----------------|----------------------------|--------------------|



|             |   |         |
|-------------|---|---------|
| MGR 000.000 | Modulo di raggruppamento per 4 motori<br>Group control for 4 motors | pz/pc 1 |
|-------------|---|---------|




|            |  |          |
|------------|--|----------|
| SA 024.005 | Connettore per alberino quadro mm 5<br>Connector for mm 5 square shaft | pz/pc 20 |
|------------|--|----------|



|            |  |          |
|------------|--|----------|
| MA 024.00S | Motore laterale, 24V finecorsa<br>meccanici<br>24V motor, single shaft, mechanic limit | pz/pc 10 |
|------------|--|----------|



|            |  |          |
|------------|--|----------|
| MA 024.00D | Motore centrale, 24V finecorsa<br>meccanici<br>24V motor, double shaft, mechanic limit | pz/pc 10 |
|------------|--|----------|



|             |  |          |
|-------------|--|----------|
| MA 024.0S/E | Motore laterale, 24V c/RTS integrato<br>finecorsa elettronici<br>24V motor, single shaft, built-in receiver electronic limit | pz/pc 10 |
|-------------|--|----------|



|             |  |          |
|-------------|--|----------|
| MA 024.0D/E | Motore centrale, 24V c/RTS integrato<br>finecorsa elettronici<br>24V motor, double shaft, built-in receiver electronic limit | pz/pc 10 |
|-------------|--|----------|



|            |                          |          |
|------------|--------------------------|----------|
| TA 024.005 | Trasformatore<br>Adapter | pz/pc 10 |
|------------|--------------------------|----------|